

# Quark from a sock!

## Materials

Sock

Tape

Paper or crepe paper

Self adhesive googly eyes

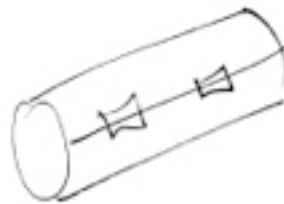
Scissors



**1:** Find an old sock



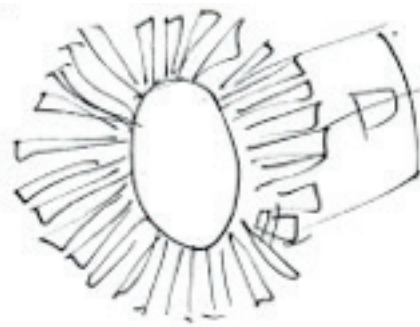
**2:** Attach the googly eyes to the sock while you have it on your hand to get the right positioning for the eyes.




**3:** Make a paper tube attaching the sides together with tape



**4:** Cut long lengths of paper and cut into it to make the fur. Crepe or tissue paper works best.



**5:** Wrap one by one around tube and stick with tape.



**6:** Put sock on hand and put through tube to make a Quark!